

VistaScan Perio Plus Image plate scanner – more time for patient care



COMPRESSED AIR
SUCTION
IMAGING
DENTAL CARE
HYGIENE

Efficiency for work in the dental practice



Up to 8 images at once

Digital X-ray with Dürr Dental offers dentists images with a higher resolution to meet all diagnostic needs. More than 40 years of experience in the development of X-ray technology have led to innovative and more economical solutions.

The VistaScan Perio Plus is a multi-slot scanner with an input/output buffer that handles up to 8 images, erases them and makes the plates available again in one single step thanks to its cassette transport system, so that a half status appears on the screen in around 30 seconds. The 4 cassettes with two plates each are loaded and processed one after the other in one transaction. The advantage is that the waiting times are shorter for the health care professional and the assistant, thus freeing up time for the patients. The reusable VistaScan image plates can be viewed in just seconds. The result is top quality images. Never has time been more right to switch from film to plate.



Analogue film



Competitors (14 bit)



VistaScan (16 bit)

The grey scale of the image plate with VistaScan Perio Plus gives a result that is equal to that of film

This is what counts:

- All intraoral image plates
- Excellent image quality
- Up to 8 images can be seen in one go, then automatically erased ready for the next session
- Flexible position, takes up very little room
- Easy to use
- PC connection via USB or network

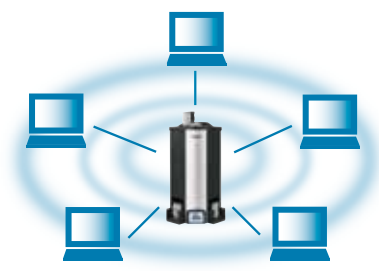
VistaScan Perio Plus

The high performance centre

The VistaScan Perio Plus offers practices what is most precious to them: time and safety. It can be integrated into your practice procedures in a variety of locations – taking up as little space as a standard A4 paper sheet.

Highly effective

Any number of PC workstations can access the images with equal rights. The first image appears on the screen within seconds.



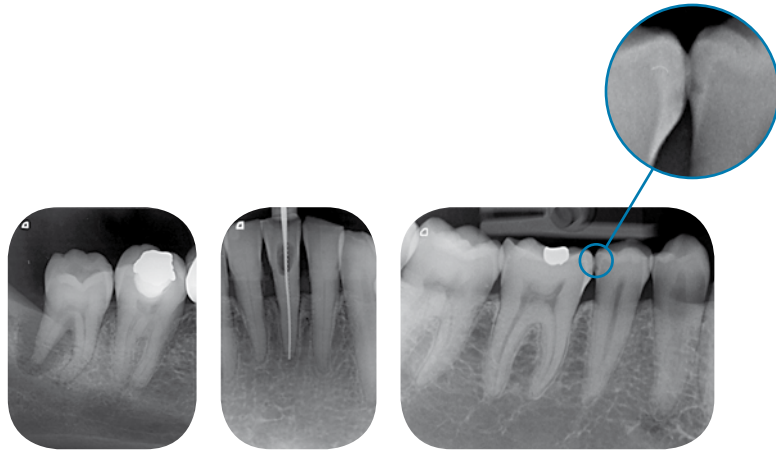
Highly compatible

In combination with our DBSWIN software, the VistaScan Perio Plus achieves optimum results. Alternatively, it can be operated with practically any standard dental imaging software package via our VistaEasy interface. It can be easily integrated into the surgery infrastructure via the USB connection or directly into the network.



High resolution

Thanks to our PCS technology, the VistaScan Perio Plus can reliably resolve caries D1 lesions and endodontic instruments down to ISO 06. With 22 lp/mm, 16 bit (65,536) grey scales.



Broad range of applications

With the VistaScan Perio Plus, all intraoral image plates – from size 0 to 4 – can be used (including occlusal). In Addition, 100% of the surface area is available. Simple to use – just like with analogue film.



Highly practical

The image plates are inserted simply and intuitively, and one cassette can take up to two plates at the same time. The reading and erasing process of the multi-slot scanner can handle up to 8 images in one go.



Excellent functions

The display with VistaScan Perio Plus shows the most important patient details and information on the scan process at a glance. Includes energy-saving standby function.



Radiography diagnostics for our time

Faster, safer: VistaScan Perio Plus

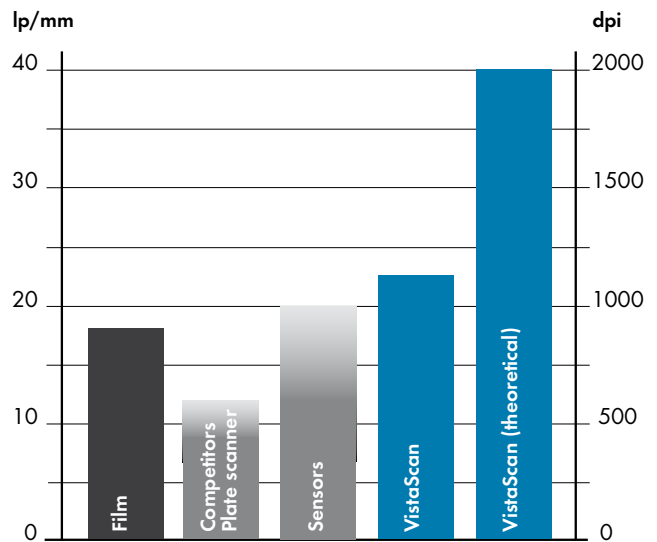
Plan on switching from X-ray film to 'digital' image plate technology? Nothing could be easier. The process for carrying out the X-ray remains unchanged. Greater safety in making the diagnosis is achieved thanks to the excellent clarity and detail of the image and the well designed software. With the multi-slot scanner, VistaScan Perio Plus, you can exploit the advantages of the Dürr Dental imaging technology, the most efficient on the market. The thin, flexible image plates are pleasant for the patient and are also long-lasting thanks to a special coating.



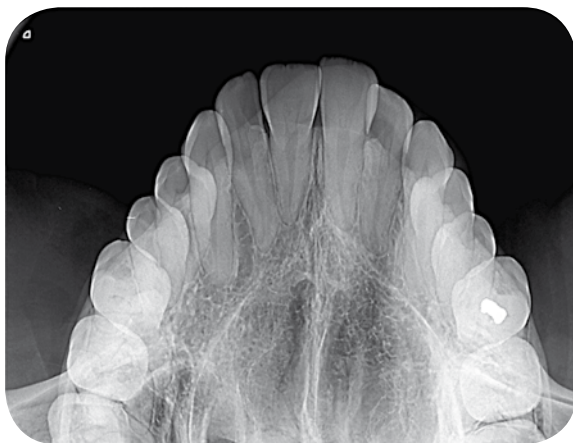
Digital X-ray with image plates – the flexible solution

Excellent image quality

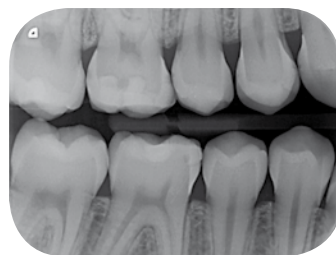
Current VistaScan plates can achieve an image quality of 22 lp/mm, a resolution better than X-ray film and better than the competition. The photon collecting system (PCS) by Dürr Dental is already ahead of image plate technology. Thanks to this innovative solution, you will be well-placed for future developments in terms of diagnostics. The imaging software DBSWIN shows the results with a brilliant level of quality and ensures ergonomic workflow. The VistaScan Perio Plus can be also operated with any common third-party software.



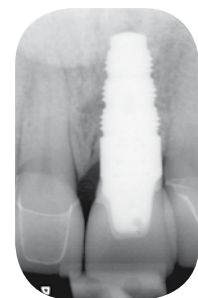
A comparison with the effective image resolution of X-ray systems: Comparing with the competition the VistaScan systems by Dürr Dental achieve an excellent resolution. Current studies have proven that image plate technology is the only way to digitalise without compromise.



Occlusal images for the diagnosis of jaw fractures, impacted teeth, cysts and ulcers



Bitewing images with size 2 plates for the safe diagnosis of caries



Safe, clear images for the best results

All data, facts and accessories

VistaScan Perio Plus	
Display	Yes
Plate size	0 to 4
Effective resolution	22 lp/mm (1100 dpi)
Theoretical resolution	depending on the image plate max: 40 lp/mm
Weight (kg)	13.8
Measurements (H x W x D mm)	523 x 310 x 293
Standby function	Yes
Interfaces	USB/network



Image plate holder system

The image plate holders by Dürr Dental offer excellent protection for the image plate thanks to their deburred and rounded edges. There are holders for all applications to ensure precise X-rays images.



Disinfect with FD 350

The FD 350 disinfectant cloths by Dürr Dental are perfectly suited for wipe disinfection and for cleaning medical devices. They are ideally suited to smaller surfaces or objects, such as cases for intraoral plates and films, straight and contra-angle handpieces etc. They can be used immediately, quickly and leave no deposits.



Image plate cleaning cloth

The VistaScan image plate cleaning cloth cleans the plate thoroughly and also disinfects for lasting optimum image quality.